

Webinar to prepare candidates for the exam..



- 1. Guidelines for today's webinar**
- 2. Brief About Online – Remote Proctored Exam**
- 3. Instructions for the Exam & Candidate Support**
- 4. Hardware & Software Requirements**
- 5. Step-by-step flow for the Candidates**
- 6. Q & A**

Guidelines for today's Webinar

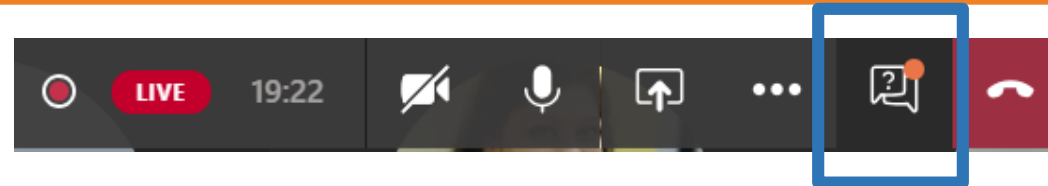


राष्ट्रीय परीक्षा एजेंसी
National Testing Agency
Excellence in Assessment

1 Kindly be attentive throughout the session


2 Please put your microphones on mute

3 You can type your questions only in the Q&A box anytime throughout the webinar



4 Sufficient time is kept for Q&A – we will collate all questions and answer them verbally

5 You will receive all guidelines. Avoid capturing any screenshots/ photos



WHAT IS ONLINE-REMOTE PROCTORED EXAM?







INSTRUCTIONS FOR CANDIDATES



Support & Helpdesk for the Candidates

Pre-exam Preparation

- All **guidelines and documents** will be shared before the exam
- **End-to-end mock test** will be conducted – **all candidate MUST attempt the mock exam**

Dedicated Helpline

- Smart **IVR-based Helpdesk** will be setup for technical/ process support – number will be shared
- Candidates can **reach out for any clarifications/ support**
- **Technical Help desk Number-** +91 -9071123445 , 9513850008

Chat with Proctor

- During exam, if chat window is open, candidate can **message and reach out to the LIVE proctor**
- Alternately, candidate can wave hand in front of the camera – **proctor will initiate the chat with the candidate**




Typical situations when candidates reach out to Help Desk number

Helpdesk number is common - but mapped to multiple agents (experts)
Helpdesk will be available during the mock exam, as well as actual exam

Unable to login



Microphone not detected




Unable to capture facial photo



Unable to navigate from one question to next



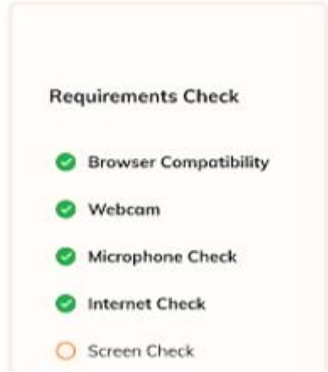
System has hung



Got disconnected but unable to login again



Instructions for the Online Exam | Some Do's



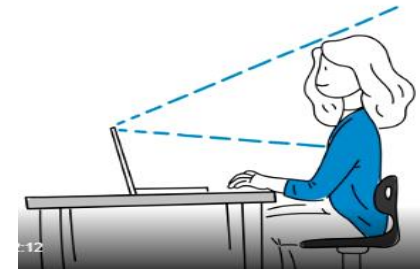
Ensure Webcam, Microphone, Internet are working properly



Ensure proper lighting in the room so that your face is evenly lit



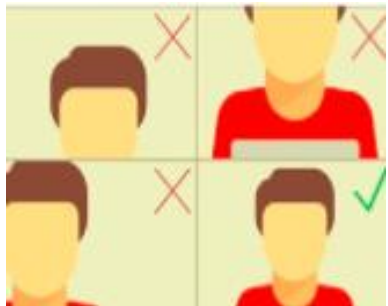
Ensure silence in the place / room where you are appearing for the test



Ensure your face is clearly visible in the Webcam



Capture your photo before start of the test. Ensure no objects behind you



Ensure that your face is fully captured in the webcam



Do wear transparent & non reflective glasses / lenses if required



Only a transparent water bottle is allowed on the test table




Keep your valid government ID proof handy to show it to proctor during exam




Do appear for Mock/practice test with the credentials provided to familiarize with the test experience

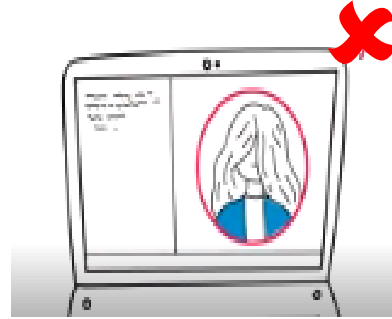
Instructions for the Online Exam | Some Don'ts



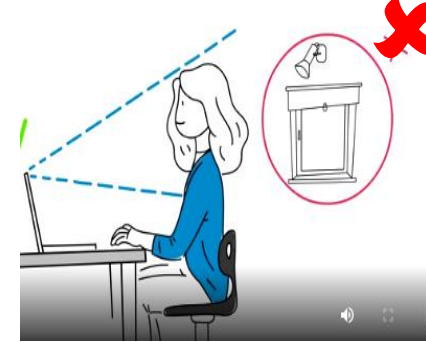
Do not communicate with any person by any means during the test



Do not move away from place for any reason during the test



Do not cover your face with hair/clothing /mask or anything else




Do not place any light source behind your face



Do not have background noises / voices /music or TV




Do not entertain any other people in the room



Do not wear sunglasses / earphones during the test



Do not use Google / any other search engine



Do not press F5 / toggle between applications



Do not take the test in tablet / cell phones



HARDWARE – SOFTWARE REQUIREMENTS



System Requirements



Hardware

Device	Laptop/ Desktop
RAM	8 GB or above
Microphone	Built-in microphones are acceptable, as are external microphones.
Web camera	Webcam must have a minimum resolution of 640x480 @ 15 fps. Webcam may be internal or may be external and connected to the computer Camera must run natively in OS and not with the help of other software
Recommended Internet Speed	5 MBPS or more – dedicated and continuous connectivity. Wired or wireless networks
Processor	Intel Core i5 10th Generation or above with 2.4 Ghz or more clock speed

Software

OS	Only Windows 10 and above (up-to-date service pack, device drivers, security patches, this exam will run only on the Windows operating system.
Browser	Installation of Secured Exam Browser (lite)
Other software needed	Anydesk - https://anydesk.com/en/downloads/windows?dv=win_exe Latest Browser - Chrome – https://www.google.com/intl/en_in/chrome/ Edge – Download latest from https://www.microsoft.com/en-us/edge

A **mock exam** will be conducted to ensure that System Requirements are tested beforehand

What is Secured Exam Browser?



Prevents test taking on virtual machines



Detects duplicate monitors and interrupts the test



Kills non-required processes at start and at regular intervals



Disables remote access



Disables access to all system resources



Single tab browser



Disables copy-paste

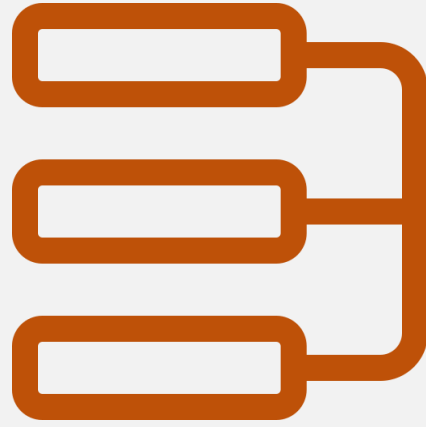


Hot keys are disabled (for instance, Alt + Tab, shortcuts after Ctrl + Alt + Del like task manager, Switch user etc.)



There is no instability to your system for using Secured Exam Browser





STEP-BY-STEP FLOW FOR THE EXAM

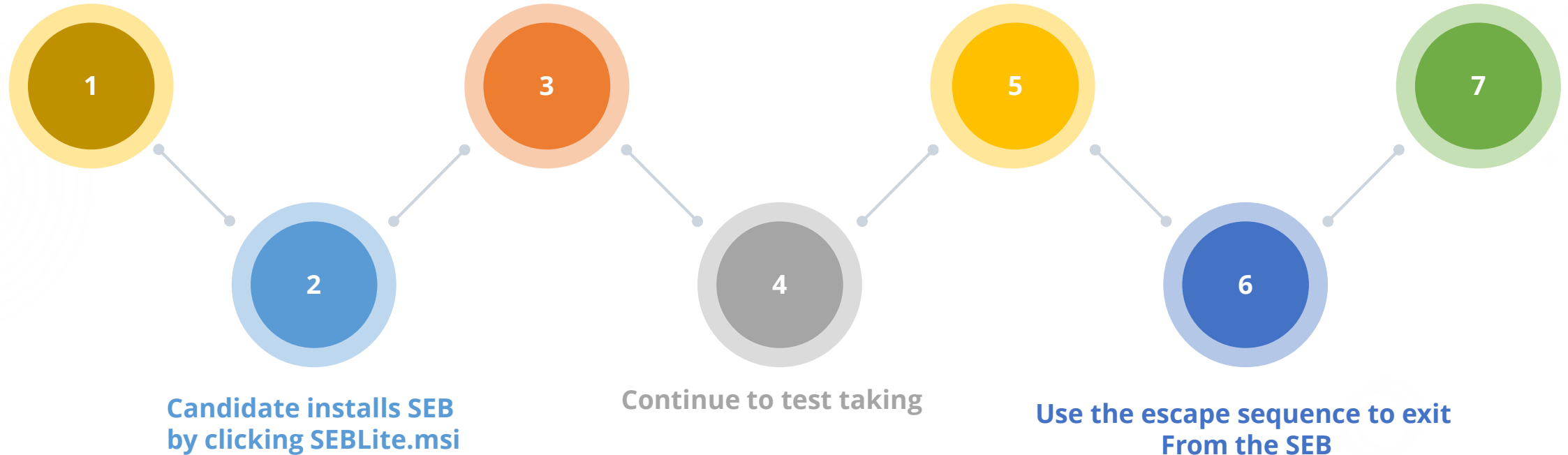


Candidates download
Secured Exam browser

Candidate runs the SEB and logs in to
assessment with userid / pwd
Wait in the Test Waiting Lounge

Candidates are taken to
'Thank you' page once they
submit the test

Uninstall SEB from the
windows start menu



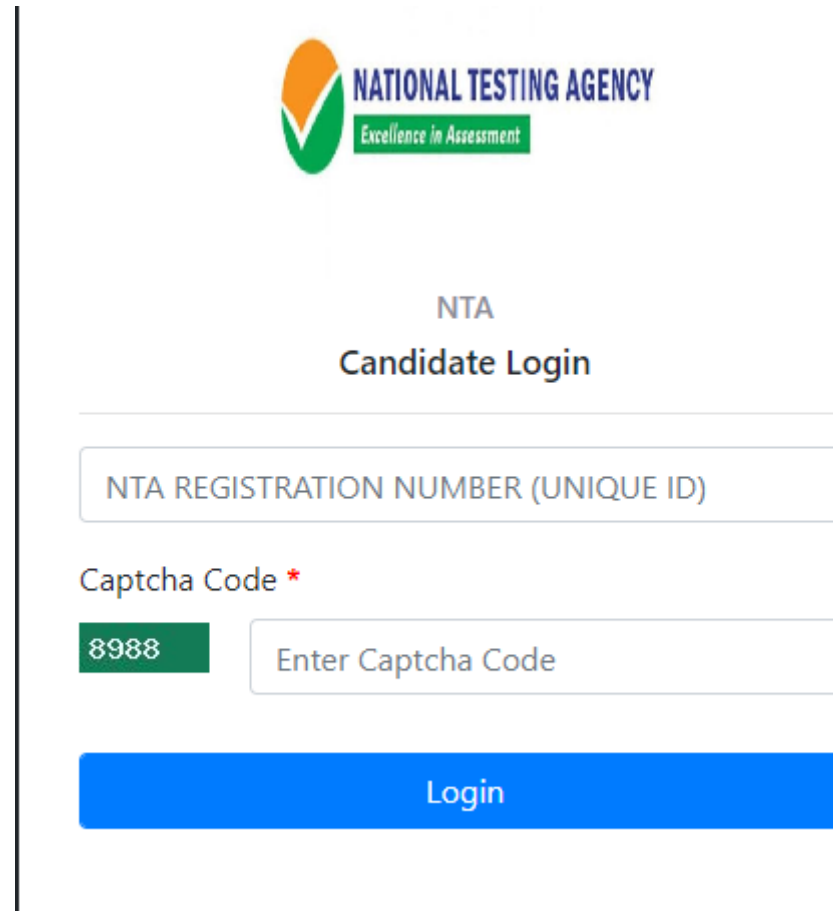


Check your computer compatibility for appearing in the examinations using the below links –

- To check **webcam**:
 - <https://webcammictest.com>
 - <https://webcamtests.com>
- To check **microphone**:
 - <https://webcammictest.com/check-microphone.html>
- To check **browser, webcam, Microphone and Network**
 - <https://bit.ly/2XVrSKA>

Step-1 | Enter your ID & password in the URL provided

Visit <https://nittt.nta.ac.in/> and click on Secured Exam Browser (SEB) Download



NATIONAL TESTING AGENCY
Excellence in Assessment

NTA
Candidate Login

NTA REGISTRATION NUMBER (UNIQUE ID)

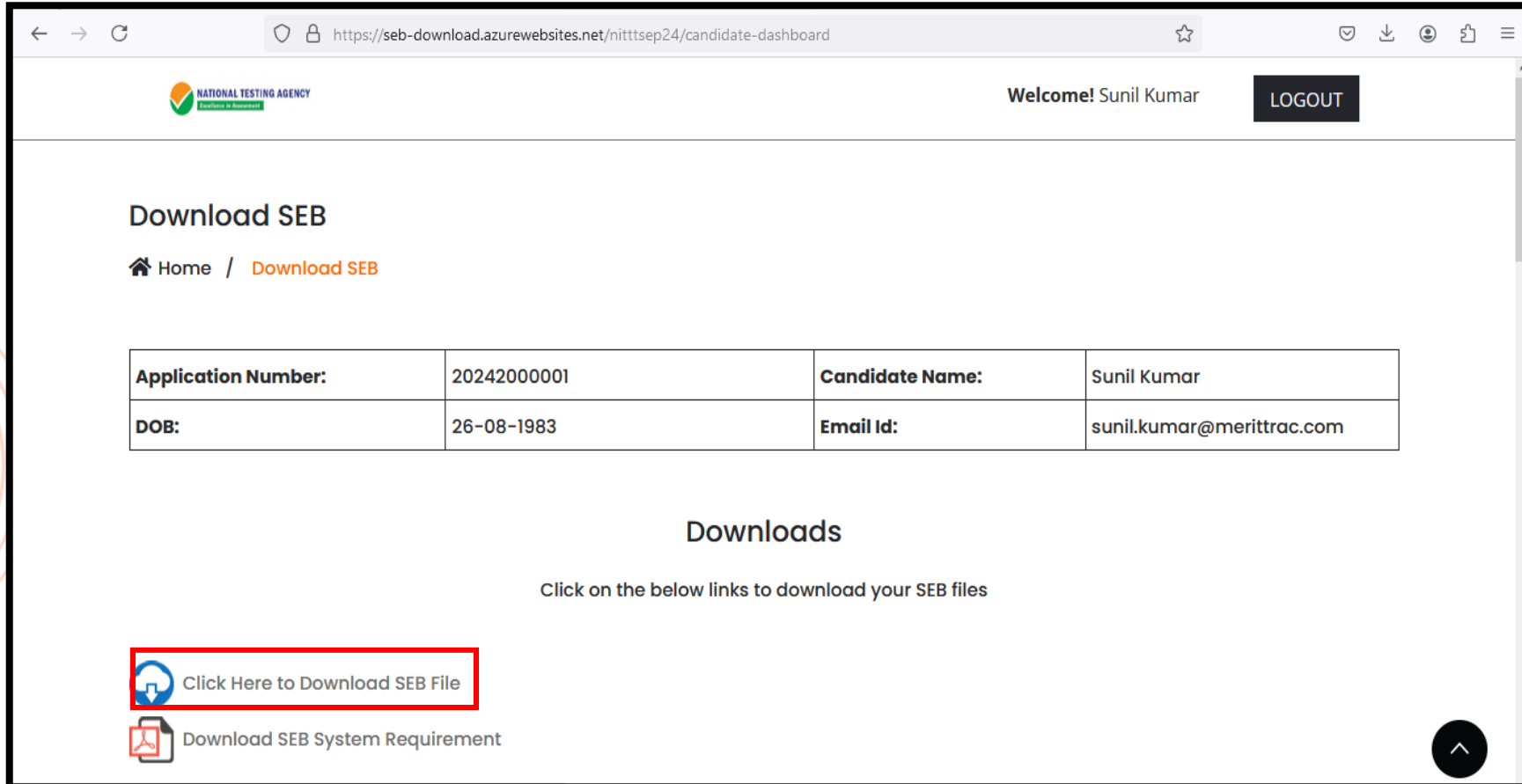
Captcha Code *

8988 Enter Captcha Code

Login

Please Note: This is a representative form for demonstration purpose

Step-2 | Verify Details & Download SEB



The screenshot shows a web browser window with the URL <https://seb-download.azurewebsites.net/nittsep24/candidate-dashboard>. The page header includes the National Testing Agency logo, a welcome message for Sunil Kumar, and a LOGOUT button. The main content area is titled "Download SEB" and includes a breadcrumb trail: Home / Download SEB. A table displays the candidate's application details:

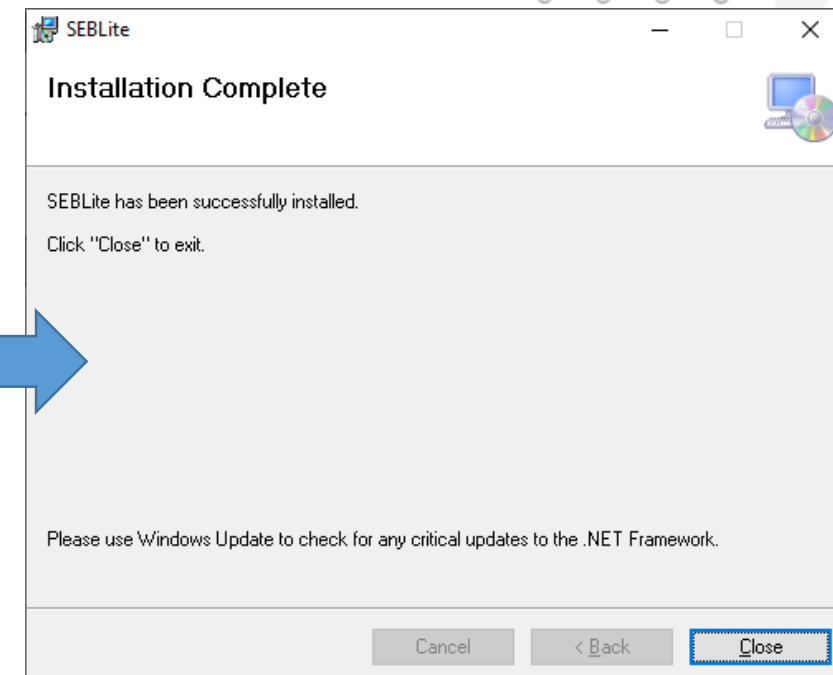
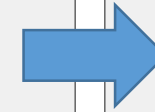
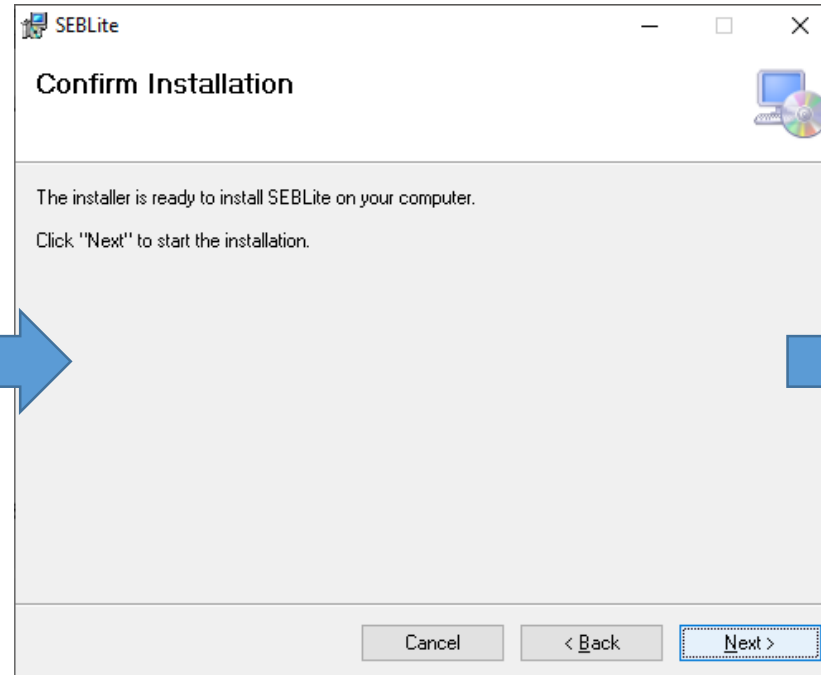
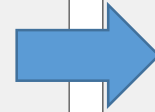
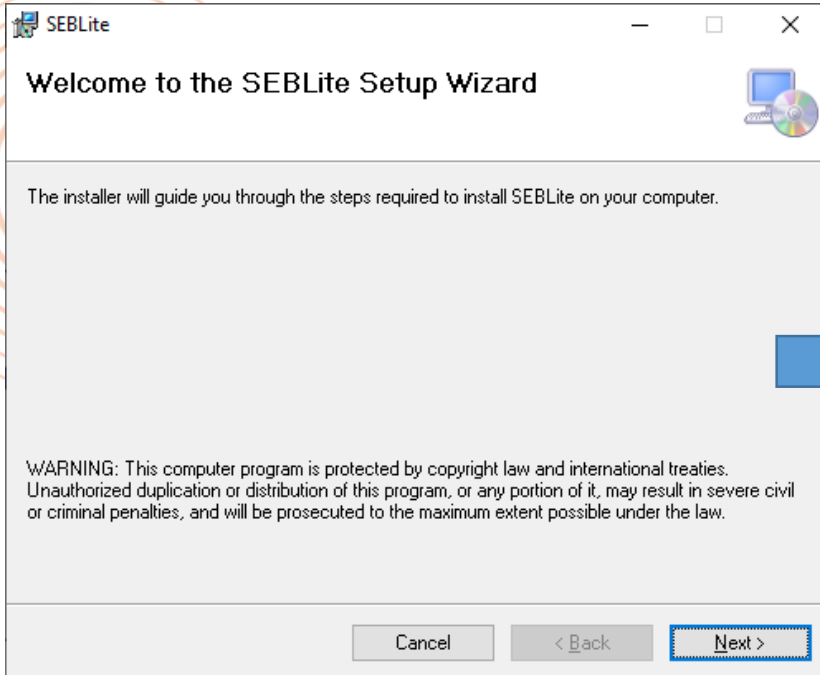
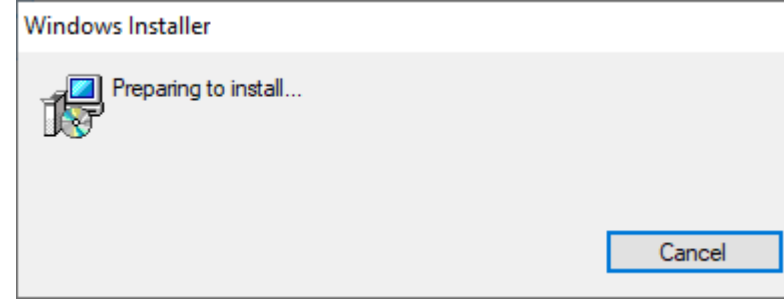
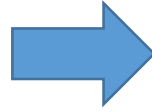
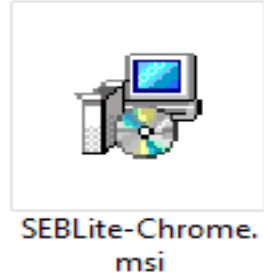
Application Number:	20242000001	Candidate Name:	Sunil Kumar
DOB:	26-08-1983	Email Id:	sunil.kumar@merittrac.com

Below the table, the section is titled "Downloads" with the instruction: "Click on the below links to download your SEB files". Two download links are provided:

- [Click Here to Download SEB File](#) (highlighted with a red box)
- [Download SEB System Requirement](#)

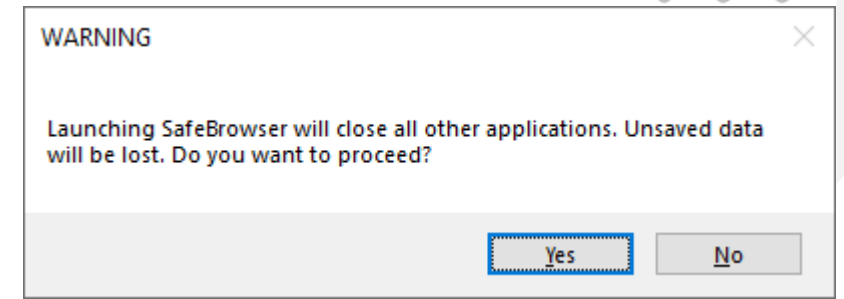
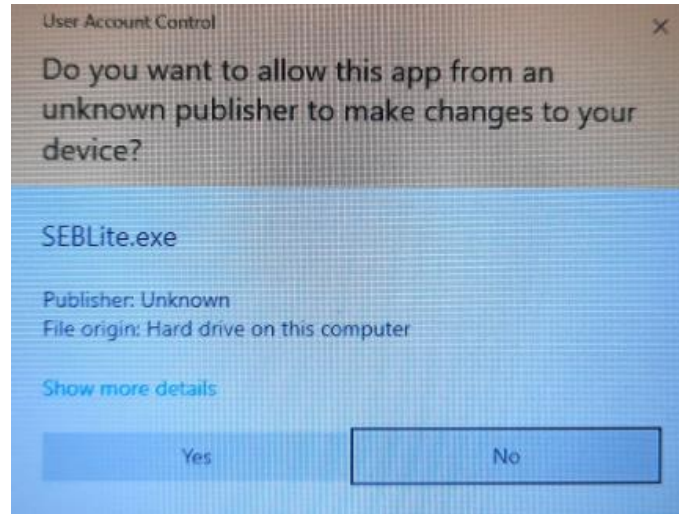
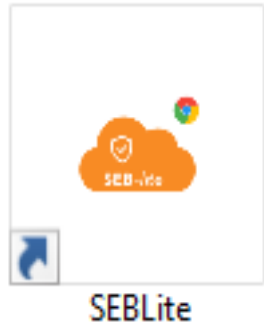
Please Note: This is a representative form for demonstration purpose

Step-3 | Install SEBLite



Please Note: This is a representative form for demonstration purpose

Step-4 | Launch SEBLite



SEBLite will suspend background applications for the exam duration. These warnings are purely to enable this function. There is no instability to your system for using SEBLite

Step-5 | Confirm your details & continue



राष्ट्रीय परीक्षा एजेंसी
National Testing Agency
Excellence in Assessment

Confirm your details

Candidate Name

Roll number



I confirm that details are correct

Step-6 | Read Instructions & Start the Exam



DATE : AUGUST 22 2020 | TIME : 09:49:01 PM

Read the following instructions carefully

Time left on this page: 09:48

General Instructions:

- Before starting the test, please verify your User Id.
- Total Questions in the Test are **34**.
- There are **3 Sections** and the break up is mentioned below:

Section Name	No. of Questions	Question Nos.
Verbal Ability	10	01 to 10
Analytical Ability	10	11 to 20
Descriptive Test	14	21 to 34

- There is no **"Negative Marking"** for Wrong Answers.
- Total Test Duration is **180 Minutes**.
- You can submit your test whenever you have completed. However, if the test time elapses the system will automatically submit your test.
- Do not close any Window directly when you are taking the test.

Navigational Instructions:

I Confirm that I have understood all the instructions.

[Start Exam](#)

Please Note: The instructions are just a representation – actual exam instructions will be shared with all candidates.

The actual test time will not start until you click on the 'Start Exam' button. Go through the instructions carefully and at ease.

Step-7 | Read through the Rules & Give Agreement



Rules of the event

any third party in connection with, resulting from or relating to (a) any screen shots, photos or snapshots of you, your computer or identification; (b) video or audio recording of you, your location or anyone or anything found in the location where the services were provided; or (iii) for disclosure in accordance with 10. above

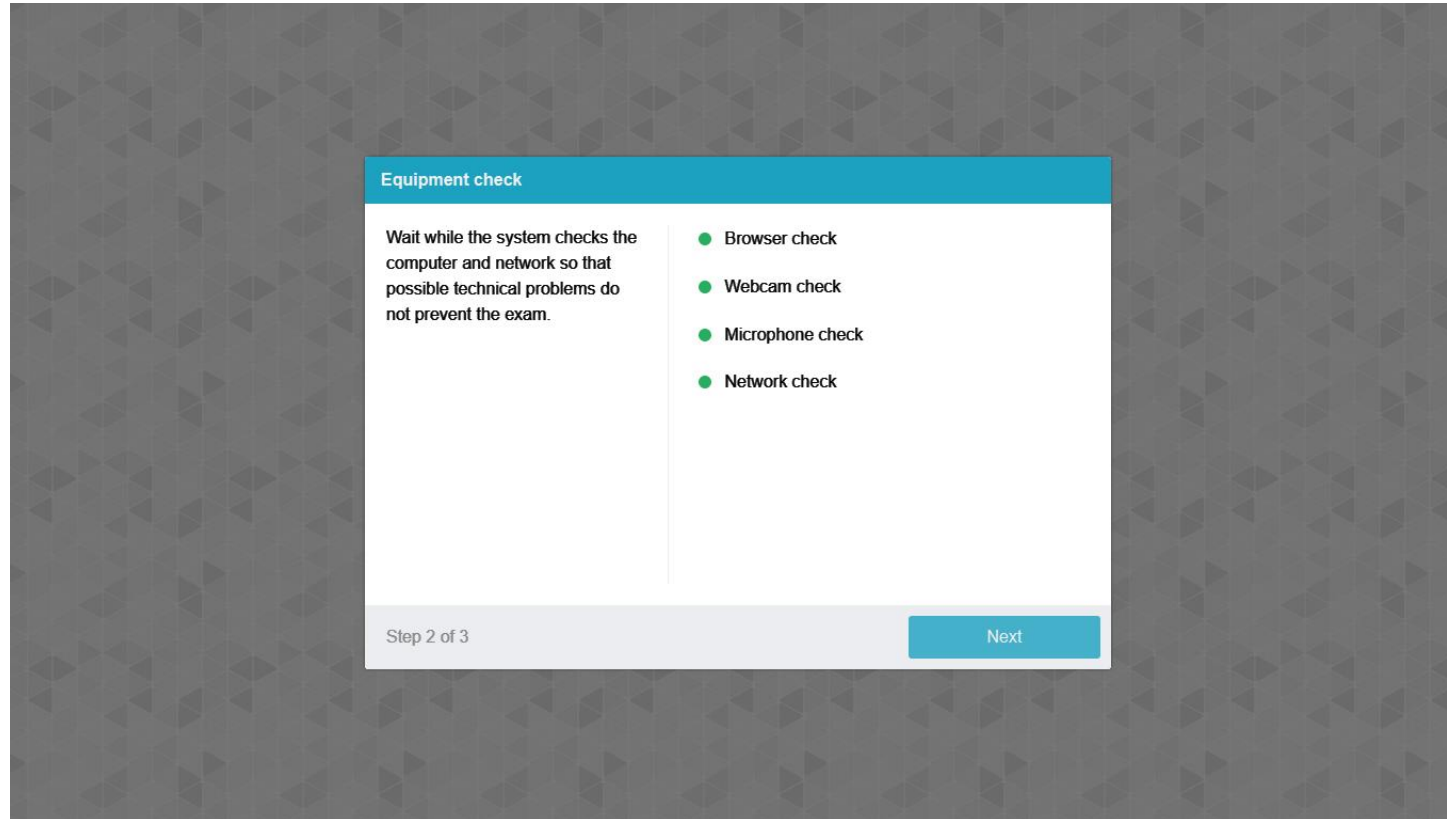
Candidate Statement: *By checking the box I am indicating that I have read and approve the stated rules and policies, and I give Meritrac my explicit consent to retain and transmit my personal data, any video or audio recording, photographs, snapshots and exam responses to Meritrac, exam sponsor (either of which may be outside of the country in which I am testing) and concerned authorities. I understand the information provided above and agree to follow the Candidate Rules. If I do not follow the Candidate Rules, am suspected of cheating or tampering with Meritrac or its subcontractor's software, or a third party is detected as being in the physical room where I am seated during the exam, the exam will be immediately terminated and this will be reported to the exam sponsor along with audio and/or video evidence of the infraction, my exam may be invalidated, the exam sponsor may take other action such as decertifying me and precluding all future participation in their credential program.*

I have read and agree to the rules

Step 1 of 3 Next

Please Note: These rules will be shared before the exam

Step-8 | System will move into Automatic Equipment Check

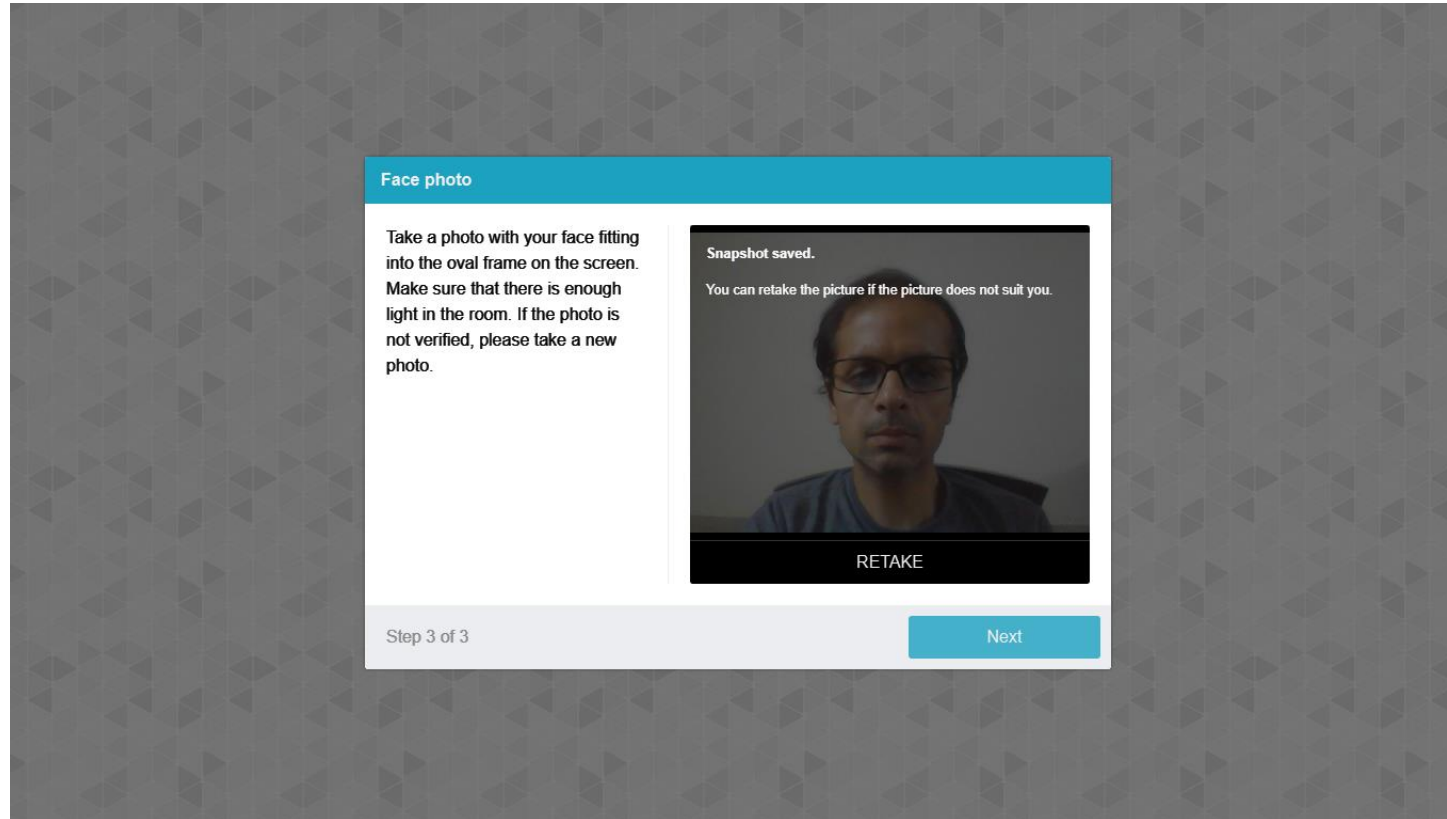


Please Note: Do not interrupt this process in between

Step-9 | Capture your Profile Picture & ID Card picture



राष्ट्रीय परीक्षा एजेंसी
National Testing Agency
Excellence in Assessment



Please Note: Ensure your room is well lit | Face should be visible completely in the frame | Do not cover your face.
This profile picture will be benchmarked throughout the exam to capture any attempt of impersonation

Step-10 | Attempt the answers in all sections

Test Panel — Mozilla Firefox
https://qpd.prodpariksha.com/QPD/VTP-QPD/index.php?action=tp_Panel

Test NITT Testing | Current Section Testing | Stream / Subject NITT Testing | Candidate Name 123456
Remaining Time: 00:29:53 | ENGLISH | Resources

Testing (30)

Q2498060. In which of the following year United Nation Organization officially came into existence? (Difficulty level: UNDEFINED)

- (A) 1950
- (B) 1946
- (C) 1945
- (D) 1951

Legends

- Not Visited
- Not Answered
- Answered
- Marked for Review

Previous | Mark for Review | Clear | Next

Type here to search | 22°C | 09:09 | 08-09-2023



Step-11 | Once done, click on the 'End Test' button & 'Confirm' the submission

Test Remote Proctor

Current Section Descriptive Test

Demo Test AA05VJSX

Remaining Time: 02:56:27 Resources A A A

Verbal Abi... (10) Analytical... (10) Descriptiv... (14)

21 22 23 24
25 26 27 28
29 30 31 32
33 34

Directions for questions Q1 to Q2
Topic: Grammar Articles

Fill in the blanks with the correct option:

Q1. I was impressed with _____ candidate, because of _____ unique answer he gave me.

(A) a, no article required

(B) the, the

(C) no article required, a

(D) a, a

Legends & Filter

12 Not Visited

2 Not Answered

0 Answered

0 Marked

0 Answered & Marked

Hide Question Panel Previous Mark Clear Next

End Test

Test Remote Proctor

Current Section Descriptive Test

Demo Test AA05VJSX

Remaining Time: 02:56:11 Resources A A A

Descriptiv... (14)

Please Confirm

Warning !

- Not all Question(s) are Answered.

Confirm End Test

Section : Verbal Ability	Total : 10	Marked
Total number of questions answered	1	0
Total number of questions not answered	9	0

Section : Analytical Ability	Total : 10	Marked
Total number of questions answered	0	0
Total number of questions not answered	10	0

Section : Descriptive Test	Total : 14	Marked
Total number of questions answered	0	0
Total number of questions not answered	14	0

Characters: 0, Words: 0 (Limit: 500), Lines: 0 (Limit: 80)

Yes No

Test Remote Proctor

Current Section Descriptive Test

Demo Test AA05VJSX

Remaining Time: 02:55:40

Verbal Abi... (10) Analytical... (10) Descriptiv... (14)

21 22 23 24
25 26 27 28
29 30 31 32
33 34

Q34. Define OB and expl

13px

Confirm End Test

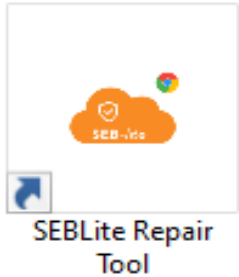
You have chosen to 'End Test'. Please press on 'Confirm' to end the test or 'Cancel' to resume

Confirm Cancel

Please Note: These are just demo questions
Click on *End Test* → *Yes* → *Confirm* (2 stage confirmation process)

“**Alt+Esc**” Key is the exit sequence to logout from the SEBLite

Optional




Click on Repair tool if any issue experienced with desktop icons missing or power button missing

For any issue, reach out to the helpdesk

Do not panic if the network gets interrupted



राष्ट्रीय परीक्षा एजेंसी
National Testing Agency
Excellence in Assessment



Close the browser and login again, after 3 minutes, using the same user-id / password



There will be no loss of already attempted answers. They automatically get saved as you answer



You can continue the test from the point where your test session got interrupted

Parameters Monitored for Candidates

We Monitor & Record

Face

- Not looking into screen
- Away from the system
- Another person in the room
- Another person in front of the camera
- Impersonation
- Disablement of web camera

And more..

Network

- No network connection
- Network reconnection

And more..




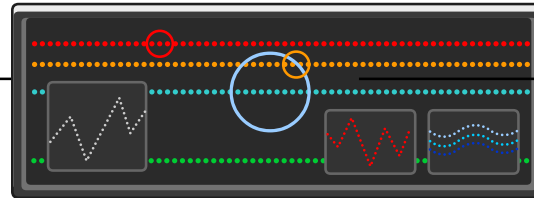
Face & Eye Movements



Screen & Navigation Actions



Background Noise in the Room



Background Noise

- Any noise/ conversation
- Muting/ reduction in volume of microphone

And more..

Screen

- Not sharing screen
- Attempting to move out of screen

And more..

You are Continuously Monitored by the LIVE Proctor



राष्ट्रीय परीक्षा एजेंसी
National Testing Agency
Excellence in Assessment

The screenshot shows a Zoom meeting interface with a grid of 20 participants. The top bar displays the host's name 'Prof Ankit', the language 'EN', and icons for microphone, camera, screen sharing, and a 'Finish' button. The grid contains 20 video thumbnails, each with a name starting with 'IBABMBB' and a green checkmark icon. A chat window is visible on the right side of the grid.

Proctor Can Warn Using

LIVE CHAT

Audio Call (Sound Only)

Video Call

Terminate the Session



Q & A

PLEASE PUT YOUR QUESTIONS IN THE CHAT AREA





ALL THE BEST..!



Thank You

