

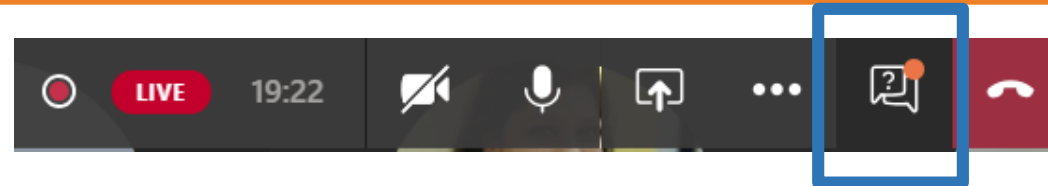
# Webinar to prepare candidates for the exam..




- 1. Guidelines for today's webinar**
- 2. Brief About Online – Remote Proctored Exam**
- 3. Instructions for the Exam & Candidate Support**
- 4. Hardware & Software Requirements**
- 5. Step-by-step flow for the Candidates**
- 6. Q & A**

## Guidelines for today's Webinar

- 1 Kindly be attentive throughout the session
- 2 Please put your microphones on mute
- 3 You can type your questions only in the Q&A box anytime throughout the webinar



- 4 Sufficient time is kept for Q&A – we will collate all questions and answer them verbally
- 5 You will receive all guidelines. Avoid capturing any screenshots/ photos



# WHAT IS ONLINE-REMOTE PROCTORED EXAM?







# INSTRUCTIONS FOR CANDIDATES



# Support & Helpdesk for the Candidates

## Pre-exam Preparation

- All **guidelines and documents** will be shared before the exam
- **End-to-end mock test** will be conducted – **all candidate MUST attempt the mock exam**

## Dedicated Helpline

- Smart **IVR-based Helpdesk** will be setup for technical/ process support – number will be shared
- Candidates can **reach out for any clarifications/ support**
- **Technical Help desk Number-** +91 - **7259365983 & 7259365261**

## Chat with Proctor

- During exam, if chat window is open, candidate can **message and reach out to the LIVE proctor**
- Alternately, candidate can wave hand in front of the camera – **proctor will initiate the chat with the candidate**

# Typical situations when candidates reach out to Help Desk number




Helpdesk number is common - but mapped to multiple agents (experts)  
Helpdesk will be available during the mock exam, as well as actual exam


Unable to login



Microphone not detected




Unable to capture facial photo



Unable to navigate from one question to next



System has hung



Got disconnected but unable to login again





# Instructions for the Online Exam | Some Do's



Requirements Check

- ✓ Browser Compatibility
- ✓ Webcam
- ✓ Microphone Check
- ✓ Internet Check
- Screen Check

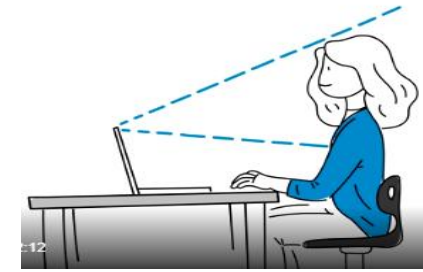
Ensure Webcam, Microphone, Internet are working properly



Ensure proper lighting in the room so that your face is evenly lit



Ensure silence in the place / room where you are appearing for the test



Ensure your face is clearly visible in the Webcam



Capture your photo before start of the test. Ensure no objects behind you



Ensure that your face is fully captured in the webcam



Do wear transparent & non reflective glasses / lenses if required



Only a transparent water bottle is allowed on the test table



Keep your valid government ID proof handy to show it to proctor during exam




Do appear for Mock/practice test with the credentials provided to familiarize with the test experience

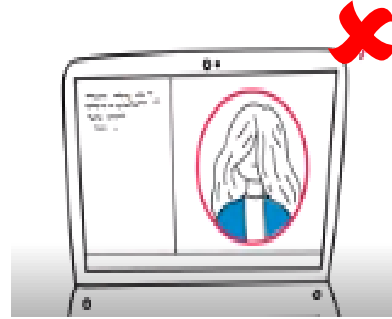
# Instructions for the Online Exam | Some Don'ts



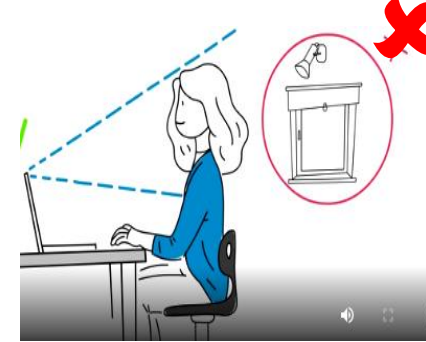
Do not communicate with any person by any means during the test



Do not move away from place for any reason during the test



Do not cover your face with hair/clothing /mask or anything else




Do not place any light source behind your face



Do not have background noises / voices /music or TV




Do not entertain any other people in the room



Do not wear sunglasses / earphones during the test



Do not use Google / any other search engine



Do not press F5 / toggle between applications



Do not take the test in tablet / cell phones



# HARDWARE – SOFTWARE REQUIREMENTS



# System Requirements



<b>Hardware</b>	<b>Device</b>	Laptop/ Desktop
	<b>RAM</b>	8 GB or above
	<b>Microphone</b>	Built-in microphones are acceptable, as are external microphones.
	<b>Web camera</b>	Webcam must have a minimum resolution of 640x480 @ 15 fps. Webcam may be internal or may be external and connected to the computer
	<b>Recommended Internet Speed</b>	5 MBPS or more – dedicated and continuous connectivity. Wired or wireless networks
	<b>Processor</b>	Intel Core i5 10th Generation or above (2.4 GHz or more clock speed)
<b>Software</b>	<b>OS</b>	Windows 10 and above (updated service pack, device drivers, and security patches). SEB will run only on Windows.
	<b>Browser</b>	Installation of Secured Exam Browser (lite)
	<b>Other software needed</b>	Net Framework – v4.5.2 <a href="https://dotnet.microsoft.com/download/dotnet-framework/net452">https://dotnet.microsoft.com/download/dotnet-framework/net452</a> Latest Browser - Chrome – <a href="https://www.google.com/intl/en_in/chrome/">https://www.google.com/intl/en_in/chrome/</a> Edge – Download latest from <a href="https://www.microsoft.com/en-us/edge">https://www.microsoft.com/en-us/edge</a>

A **mock exam** will be conducted to ensure that System Requirements are tested beforehand

## What is Secured Exam Browser?



Prevents test taking on virtual machines



Detects duplicate monitors and interrupts the test



Kills non-required processes at start and at regular intervals



Disables remote access



Disables access to all system resources



Single tab browser



Disables copy-paste

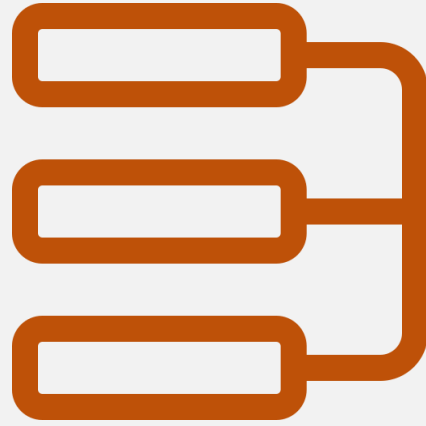


Hot keys are disabled (for instance, Alt + Tab, shortcuts after Ctrl + Alt + Del like task manager, Switch user etc.)



There is no instability to your system for using Secured Exam Browser





# STEP-BY-STEP FLOW FOR THE EXAM

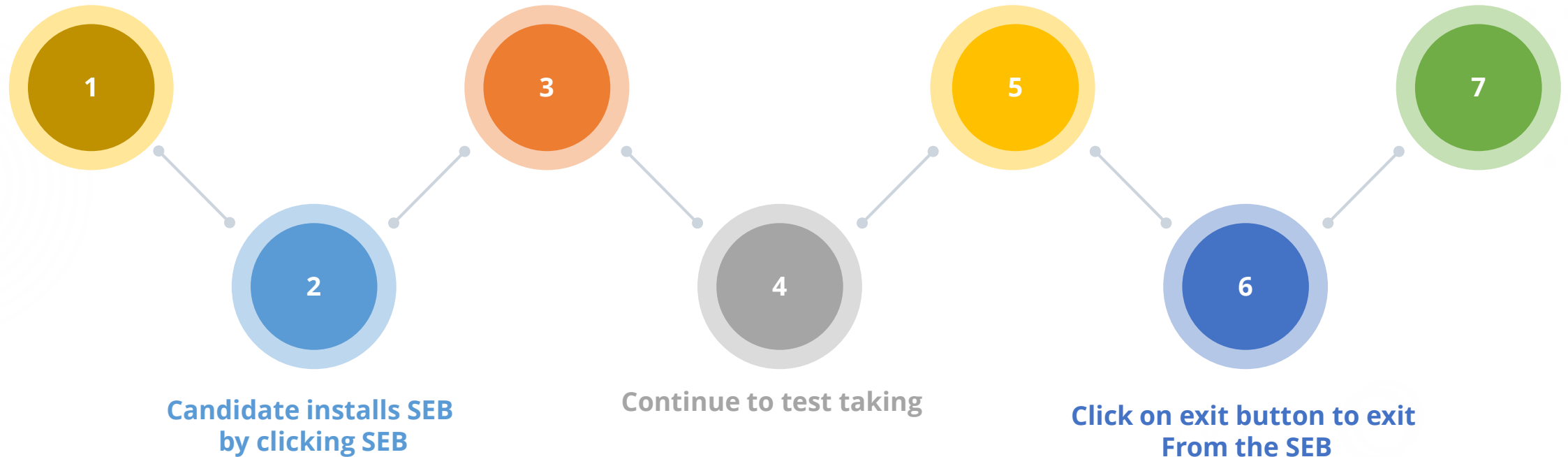


Candidates download  
Secured Exam browser

Candidate runs the SEB and logs in to  
assessment with userid / pwd  
Wait in the Test Waiting Lounge

Candidates are taken to  
'Thank you' page once they  
submit the test

Uninstall SEB from the  
windows start menu





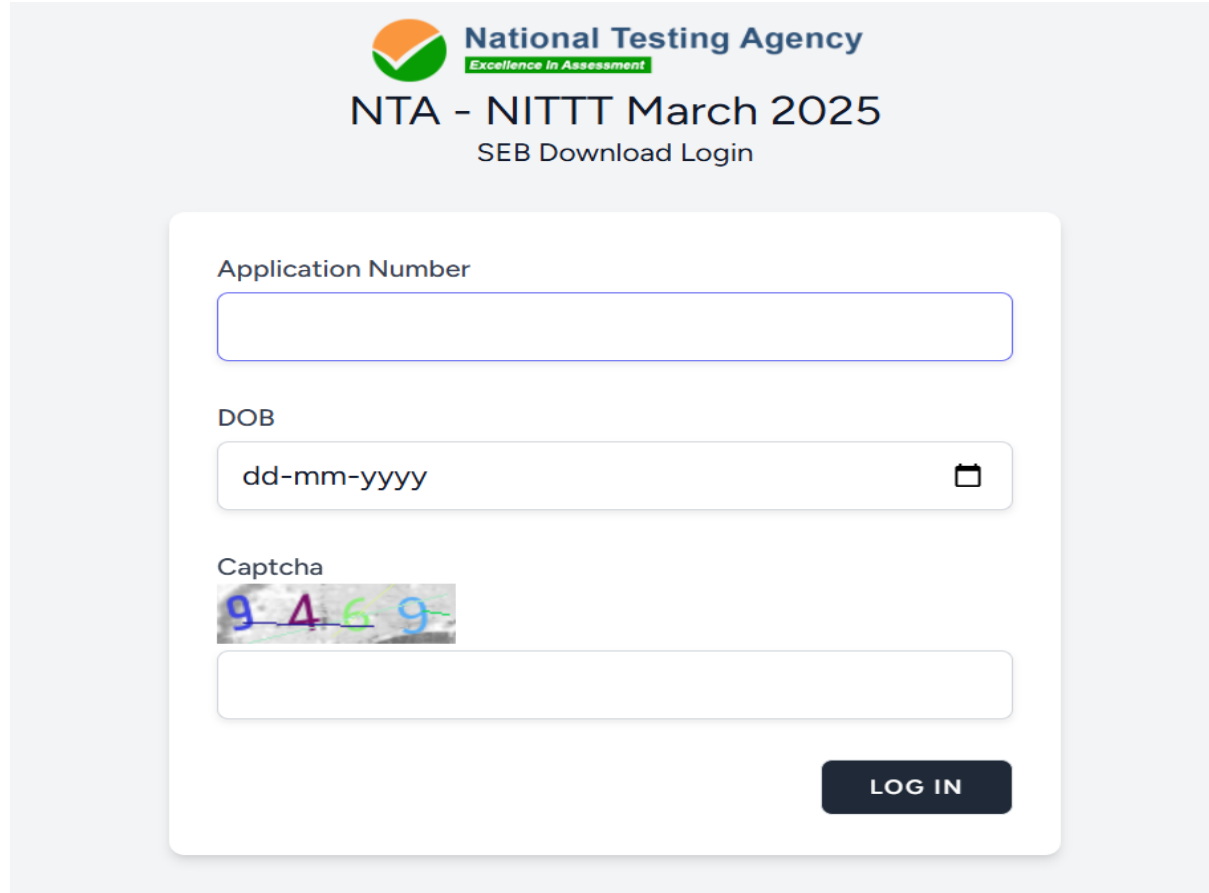
Check your computer compatibility for appearing in the examinations using the below links –

- To check **webcam**:
  - <https://webcammictest.com>
  - <https://webcamtests.com>
- To check **microphone**:
  - <https://webcammictest.com/check-microphone.html>
- To check **browser, webcam, Microphone and Network**
  - <https://bit.ly/2XVrSKA>



Step-1 | Enter your ID & password in the URL provided

Visit <https://nittt.nta.ac.in/> and click on Secured Exam Browser (SEB) Download



The screenshot shows the login page for the National Testing Agency (NTA) for the NITTT March 2025 exam. The page features the NTA logo and the text "NTA - NITTT March 2025 SEB Download Login". The login form includes three input fields: "Application Number", "DOB" (with a date format "dd-mm-yyyy" and a calendar icon), and "Captcha" (with a captcha image showing the numbers "9 4 6 9"). A "LOG IN" button is located at the bottom right of the form.

**Please Note:** This is a representative form for demonstration purpose

## Download SEB

[Home](#) / [Download SEB](#)

<b>Application Number:</b>	20201100392	<b>Candidate Name:</b>	VANATHI V
<b>DOB:</b>	09-11-1983		

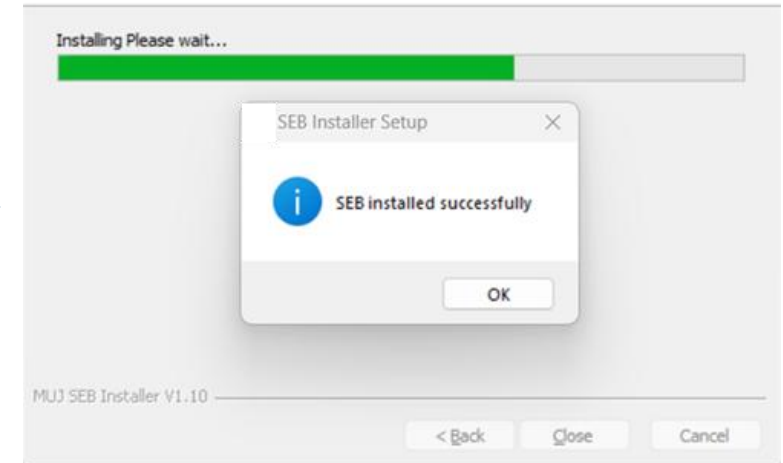
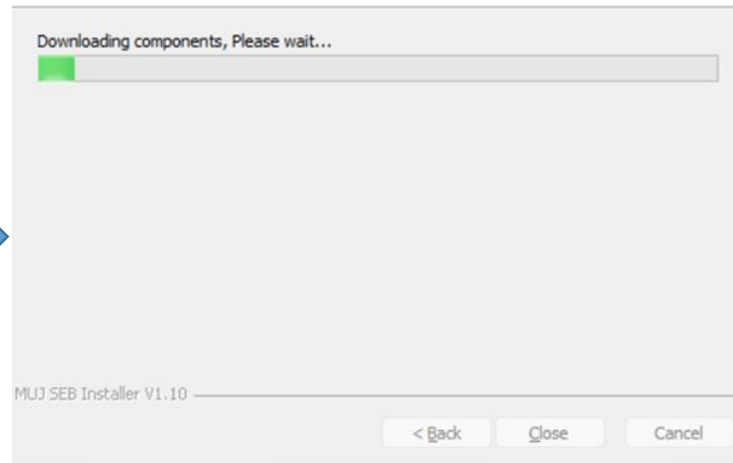

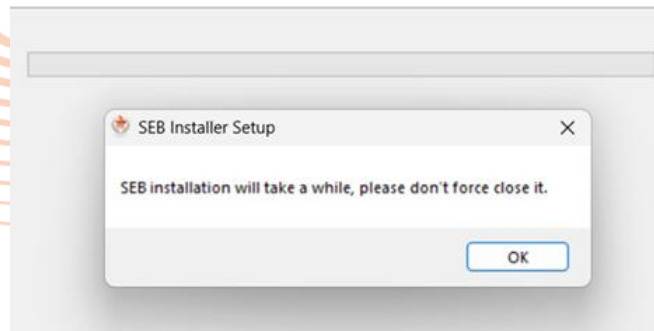
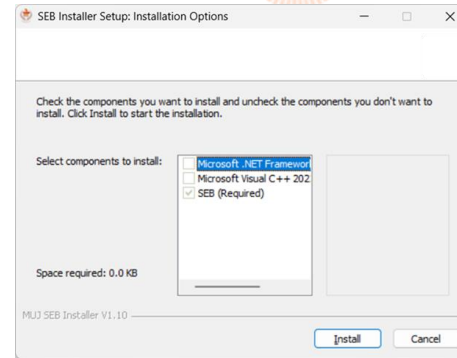
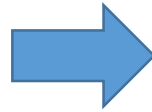

## Downloads

Click on the below links to download your SEB files

 Download Secure

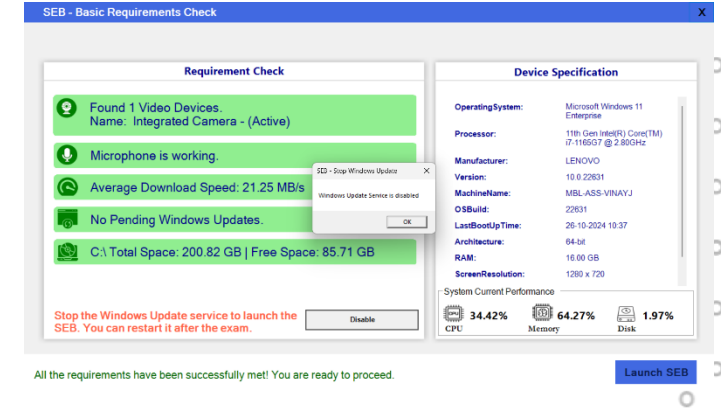

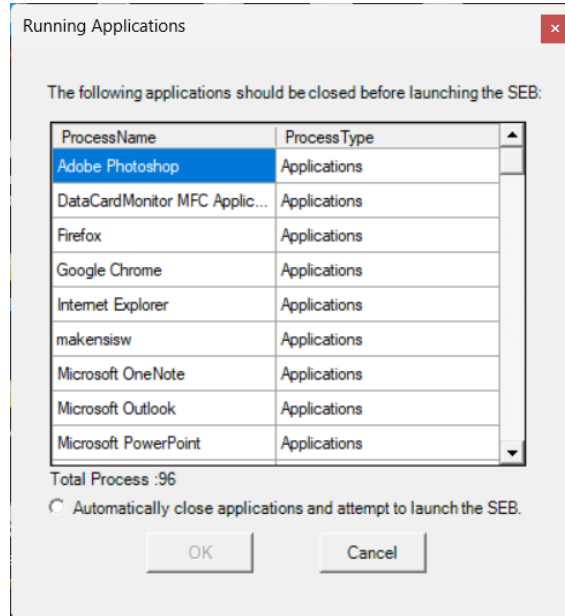
**Please Note:** This is a representative form for demonstration purpose

## Step-3 | Install SEB



**Please Note:** This is a representative form for demonstration purpose

## Step-4 | Launch SEB



SEB will suspend background applications for the exam duration. These warnings are purely to enable this function. There is no instability to your system for using SEB

# Step-5 | RP and Confirm your details & continue

**Requirements Check**

- Browser compatibility
- Webcam
- Microphone Check
- Internet Check
- Screen check
- Take Picture
- ID Proof

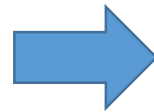
### Welcome to your assessment

**Candidate Rules Agreement**

- I will not access the following types of personal items during the exam: hand-held devices or other electronic devices, papers, watches, wallets, purses, hats (and other head coverings), bags, coats, books and notes or any other materials not specifically approved. Mobile is strictly prohibited, and its use is banned during the exam.
- I will not receive any assistance or coaching from other individuals while taking the exam and will not allow the computer screen presenting the exam questions to be seen by other individuals.

I have read and agree to the rules Continue


**Please Note:** These rules will be shared before the exam



### Confirm your details

Candidate Name: Demo Test


Roll number: AA05VJRJ



I confirm that details are correct

Continue Cancel

Please take a close-up picture of your face by clicking "Take picture"



Re-Take Next

**Requirements Check**

- Browser compatibility
- Webcam
- Microphone Check
- Internet Check
- Screen check
- Take Picture
- ID Proof

## Step-6 | Read Instructions & Start the Exam



DATE : AUGUST 22 2020 | TIME : 09:49:01 PM

Read the following instructions carefully

Time left on this page: 09:48

### General Instructions:

- Before starting the test, please verify your User Id.
- Total Questions in the Test are **34**.
- There are **3 Sections** and the break up is mentioned below:

Section Name	No. of Questions	Question Nos.
Verbal Ability	10	01 to 10
Analytical Ability	10	11 to 20
Descriptive Test	14	21 to 34

- There is no "**Negative Marking**" for Wrong Answers.
- Total Test Duration is **180 Minutes**.
- You can submit your test whenever you have completed. However, if the test time elapses the system will automatically submit your test.
- Do not close any Window directly when you are taking the test.

### Additional Instructions:



I Confirm that I have understood all the instructions.

[Start Exam](#)

**Please Note:** The instructions are just a representation – actual exam instructions will be shared with all candidates.

The actual test time will not start until you click on the 'Start Exam' button.  
Go through the instructions carefully and at ease.

## Step-7 | Attempt the answers in all sections

Test MOCK

Current Section MCQs

Candidate081  
9800000181

Remaining Time: 01:59:54 Resources A A A

MCQs (10) Short Note... (6) Long Notes (4)

1 2 3 4 5  
6 7 8 9 10

Q1.  
Management exists at the \_\_\_ level of the organization.

- (A) All of the options
- (B) Top
- (C) Lower
- (D) Middle

Legends & Filter

- 9 Not Visited
- 1 Not Answered
- 0 Answered
- 0 Marked
- 0 Answered & Marked

No face or not looking in the camera

Chat

Hide Question Panel Previous Mark Clear Next

Exit

**Please Note:** These are just demo questions



# Step-8 | Once done, click on the 'End Test' button & 'Confirm' the submission

Test Remote Proctor

Current Section Descriptive Test

Demo Test AA05VJSX

Remaining Time: 02:56:27 Resources A A A

Verbal Abi... (10) Analytical... (10) Descriptiv... (14)

21 22 23 24  
25 26 27 28  
29 30 31 32  
33 34

Directions for questions Q1 to Q2  
Topic: Grammar Articles

Fill in the blanks with the correct option:

Q1. I was impressed with \_\_\_\_\_ candidate, because of \_\_\_\_\_ unique answer he gave me.

(A) a, no article required

(B) the, the

(C) no article required, a

(D) a, a

Legends & Filter

12 Not Visited

2 Not Answered

0 Answered

0 Marked

0 Answered & Marked

Hide Question Panel Previous Mark Clear Next

End Test

Test Remote Proctor

Current Section Descriptive Test

Demo Test AA05VJSX

Remaining Time: 02:56:11 Resources A A A

Descriptiv... (14)

Please Confirm

Warning !

- Not all Question(s) are Answered.

Confirm End Test

Section : Verbal Ability	Total : 10	Marked
Total number of questions answered	1	0
Total number of questions not answered	9	0

Section : Analytical Ability	Total : 10	Marked
Total number of questions answered	0	0
Total number of questions not answered	10	0

Section : Descriptive Test	Total : 14	Marked
Total number of questions answered	0	0
Total number of questions not answered	14	0

Characters: 0, Words: 0 (Limit: 500), Lines: 0 (Limit: 80)

Yes No

Test Remote Proctor

Current Section Descriptive Test

Demo Test AA05VJSX

Remaining Time: 02:55:40

Verbal Abi... (10) Analytical... (10) Descriptiv... (14)

21 22 23 24  
25 26 27 28  
29 30 31 32  
33 34

Q34. Define OB and explain

13px

Confirm End Test

You have chosen to 'End Test'. Please press on 'Confirm' to end the test or 'Cancel' to resume

Confirm Cancel

**Please Note:** These are just demo questions  
Click on *End Test* → *Yes* → *Confirm* (2 stage confirmation process)



“Exit” Button to logout from the SEB

## Optional




Click on Repair tool if any issue experienced with desktop icons missing or power button missing

For any issue, reach out to the helpdesk

Do not panic if the network gets interrupted



राष्ट्रीय परीक्षा एजेंसी  
National Testing Agency  
Excellence in Assessment



Close the browser and login again, after 3 minutes,  
using the same user-id / password



There will be no loss of already attempted answers. They  
automatically get saved as you answer



You can continue the test from the point where your test  
session got interrupted

# Parameters Monitored for Candidates

## We Monitor & Record

### Face

- Not looking into screen
- Away from the system
- Another person in the room
- Another person in front of the camera
- Impersonation
- Disablement of web camera

And more..

### Network

- No network connection
- Network reconnection

And more..




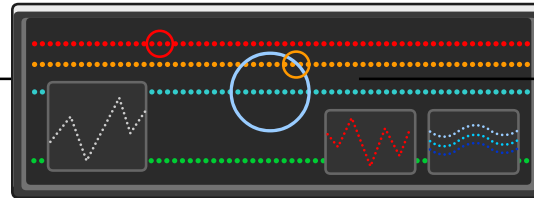
Face & Eye Movements



Screen & Navigation Actions



Background Noise in the Room



### Background Noise

- Any noise/ conversation
- Muting/ reduction in volume of microphone

And more..

### Screen

- Not sharing screen
- Attempting to move out of screen

And more..

You are Continuously Monitored by the LIVE Proctor



राष्ट्रीय परीक्षा एजेंसी  
National Testing Agency  
Excellence in Assessment

The screenshot shows a Zoom meeting interface with a grid of 20 participants. The top bar displays the host's name 'Prof Ankit', the language 'EN', and icons for microphone, camera, screen sharing, and a 'Finish' button. The grid contains 20 video thumbnails, each with a green checkmark icon in the top right corner, indicating that all participants are monitored. The chat window on the right is titled 'Chat' and is currently empty.

Proctor Can Warn Using

LIVE CHAT

Audio Call (Sound Only)

Video Call

Terminate the Session



Q & A

PLEASE PUT YOUR QUESTIONS IN THE CHAT AREA





ALL THE BEST..!



# Thank You

