




राष्ट्रीय परीक्षा एजेंसी  
National Testing Agency

Excellence in Assessment

# NATIONAL INITIATIVE FOR TECHNICAL TEACHERS TRAINING (NITTT)



## Information Bulletin NITTT- MARCH 2025

## **TABLE OF CONTENTS**

<b>Sr NO</b>	<b>Chapters</b>	<b>Page Number</b>
1	Introduction	3
2	National Initiative for Technical Teachers Training Scheme 2020	4-6
3	NITTT Exam- March 2025	7
4	Eligibility Requirements	8-9
5	How to apply for NITTT Exam, March 2025	10
6	Admit Card	11
7	Conduct of Exam	12-15
8	Unfair Means Practices	16
9	Post exam activities	17
10	Miscellaneous	18
	<b>Annexures</b>	
1	Certificate regarding physical limitation to write in an Examination	19
2	Letter of Undertaking for using own scribe	20

**NATIONAL INITIATIVE FOR TECHNICAL TEACHERS TRAINING (NITTT)  
EXAM- March 2025  
IMPORTANT INFORMATION AND DATES AT A GLANCE  
(Please refer to Information Bulletin for details)**

**Important Dates**

Downloading of Admit Card by the Candidate from NTA Website	From 12.03.2025 onwards
Webinar (Mandatory)	18.03.2025 (Tuesday)
Timing of the webinar	03.00 PM to 04.30 PM
Mock Test (Mandatory)	19.03.2025 (Wednesday)
Time of the mock test	Mock test window will be open from <b>10.00 am to 06.00 pm</b> . Candidates can take the mock test anytime during the duration specified above.
Mode of exam	Internet based (Remote Proctored)
Pattern of Exam	Exam will be objective type. Exam comprises Multiple Choice Questions
Duration of Examination	180 minutes (3.00 hours)
Date of Examination	Exam will be held on 4 days of two sessions each. Exam will be held on <b>22, 23, 29 and 30 March 2025</b> Exact date of exam of a particular paper to which admitted will be indicated on the Admit Card
Timing of Examination	Morning Session: 10.00 am to 01.00 pm Afternoon session: 02.30 pm to 05.30 pm The timing of each paper will also be indicated on the Admit Card
Declaration of Result on NTA Website	To be announced later through website.
Important websites	<a href="https://nittt.nta.ac.in">https://nittt.nta.ac.in</a> , <a href="http://www.nta.ac.in">www.nta.ac.in</a> <a href="https://nittt.ac.in/">https://nittt.ac.in/</a>

Candidates are advised to visit the NTA Website and check their e-mails regularly for latest updates.

# CHAPTER 1

## Introduction

### **About National Testing Agency (NTA)**

The Ministry of Human Resource Development (MHRD), which is now known as Ministry of Education (MoE), Government of India (GOI) has established the National Testing Agency (NTA) as an independent, autonomous, and self-sustained premier testing organization under the Societies Registration Act (1860) for conducting efficient, transparent, and international standards tests in order to assess the competency of candidates for admissions to premier higher education institutions.

### **About National Initiative For Technical Teachers Training (NITTT)**

The role of technical education in economic development of a Country has become very important and poses as a great challenge with the rapidly changing technological scenario in view of ever-increasing globalization as well as competitiveness in modern times.

The need for well-qualified engineers/ professionals is imperative for providing the solution to numerous complex real-world problems that affect the quality of life of everyone and in everywhere.

In view of the above, the concerns for making the relevant educational curricula and training to technical teachers to meet the global needs is becoming a top priority.

Looking into the present needs, the All-India Council of Technical Education (AICTE) has framed a policy “National Initiative for Technical Teachers Training (NITTT)”.

For building a better educational ecosystem, it focuses on the capacity building of technical teachers, important facets of new teaching methodology, and innovative means of knowledge transfer.

The scheme is administered by National Institute of Technical Teachers Training and Research (NITTTR) at Chennai.

## CHAPTER 2

### **National Initiative for Technical Teachers Training (for Inductee Teacher) (NITTT) 2020 Scheme.**

#### **Applicability**

This shall apply to all the teachers working in technical institutions (as defined in Section 2 (h) of All India Council for Technical Education (AICTE) Act 1987 whose programmes have been given recognition by AICTE and Universities (including deemed to be Universities) imparting technical education (as defined in Section 2(g) of AICTE Act 1987) for such of their programmes which have been approved by AICTE, New Delhi.

#### **Commencement**

This Scheme is effective from calendar year 2020.

#### **DEFINITIONS**

- AICTE: All India Council for Technical Education, New Delhi
- Coordinating Institute: NITTTR Chennai
- Coordinator (NITTT): Head of the Coordinating Institute
- Core committee: A committee constituted by AICTE to oversee the smooth functioning of NITTT.
- Course: Within a Programme (e.g., Engineering, Applied Art, Craft & Design, Management, etc. as indicated in Section 2(g) of AICTE Act 1987), Course is the sub-category consisting of a set of specific subjects / papers, resulting in awarding of a degree / diploma in that Course (e.g. B.Tech. is a course within the programme of Engineering).
- Inductee Teacher: Newly recruited teachers having less than 5 years of experience by
- 1<sup>st</sup> March, 2019 in AICTE recognized technical Institutions and in universities (including deemed to be Universities) for such of their programmes which have been approved by AICTE.
- Institution: Technical Institution recognized by AICTE and Universities (including deemed to be Universities) for such of their programmes which have been approved by AICTE.
- Mentor: Identified faculty member for mentoring the Inductee Teacher
- Module: A course of study designed with specific content for training.
- MOOCs: Massive Open Online Courses.
- NITTT: National Initiative for Training of Technical Teachers (for Inductee Teachers)
- NITTTR: National Institute of Technical Teachers Training and Research
- SWAYAM: Study Webs of Active-Learning for Young Aspiring Minds. It is an MOOC platform developed and made functional by the Ministry of Education, Government of India for the purpose of offering online learning courses.
- OBT-RP – Online Based Test- Remote Proctored exam can be attempted by the Inductee Teacher from their own location such as home or office (instead of visiting a physical test center).

#### **PURPOSE**

The purpose of NITTT scheme is to provide a framework for training of Inductee Teachers in AICTE approved institutions.

## **NITTT (FOR INDUCTEE TEACHERS)**

In order to provide in service training to the Inductee Teachers in AICTE approved / recognised institutions, this NITTT (for Inductee Teachers) has been launched. The training programme shall be conducted in MOOCs mode for eight modules on the SWAYAM platform through the NITTT portal ([www.nittt.ac.in/](http://www.nittt.ac.in/)) (first phase), followed by mentor-based training (second phase) and then one-month industrial training (third phase).

An Inductee Teacher has to undergo online training of eight modules (as suitably modified from time to time) in the first phase of training. The detailed contents of each module shall be notified from time to time by the Coordinating Institute. An Inductee Teacher can also undergo all the aforementioned required trainings in three phases simultaneously.

The Inductee Teacher must successfully complete the entire NITTT program within three years of the registration at [www.nittt.ac.in](http://www.nittt.ac.in). If the time limit exceeds beyond three years, then the Inductee Teacher has to re-register and must go through the remaining training process until he/ she successfully completes the program.

The probation of a newly recruited teacher in AICTE approved / recognised institutions shall not be confirmed until he/she successfully completes the three phases of training. However, all service benefits will accrue from the date of joining.

For teachers who are already confirmed as Assistant Professor or Lecturer but with experience (as Assistant Professor or Lecturer or combined) of less than 5 years, completion of these three phases will be a necessary pre- condition for their promotion to or selection for the next grade pay (or level as per 7<sup>th</sup> CPC).

All eight modules as mentioned above shall be offered as per schedule of Online Degree SWAYAM.

The Inductee Teacher may register for any number of modules in each semester of a calendar year. Hence, there is no restriction on maximum number of modules an Inductee Teacher can enroll at NITTT to undergo first phase of training.

The Inductee Teacher has to successfully complete all the eight modules (specified under First phase training)

Evaluation of each module is based on the two components- Continuous Assignment core and Final OBT – RP Examination Score. To get certified, the final score will have weightages of continuous Assignment Score and final proctored Examination Score as 30% and 70%, respectively.

The learner who has enrolled to study in any of the eight modules in the Online-Degree SWAYAM Platform and scored minimum of 50% in Internal Assessment (i.e, 15 Marks out of 30 Marks) is eligible for appearing for the OBT - RP examination of that particular module. Inductee teacher will be allowed to register for final proctored examination, only if he/she score 50% in the continuous assignment (assessment) score. Inductee Teacher shall be eligible for a module completion certificate only if he/she scores at least 50% in each of the two weightages, i.e., Assignment Score  $\geq 15/30$  (Criteria 1) and Examination Score  $\geq 35/70$  (Criteria 2).

If one of the two criteria's mentioned above is not met, the Inductee Teacher shall not get the successful completion certificate even if the Final Score which is sum of Assignment Score and Examination is  $\geq 50$ .

The OBT- RP examination would be a Computer Based Test (objective type questions) of three hours' duration of 100 questions with the maximum mark of 100, without negative marking.

The examination will be held as Online Based Test – Remote Proctored exam where the Inductee teacher can

take the test from their place.

All related notifications for this phase will be issued by the Coordinating Institute.

### **REGISTRATION FEE**

One-time registration fee as notified from time to time (currently, it is Rs.2,000/- per candidate) is to be paid to the Coordinating Institute while registering at [www.nittt.ac.in](http://www.nittt.ac.in). This registration fee is valid for three years. The fee payment is to be made online.

### **CERTIFICATION FEE**

The module-based certification fee as notified from time to time (currently Rs. 1,000/- per module per candidate) is required to be paid to the Coordinating Institute.

### **FIRST PHASE TRAINING: CERTIFICATION**

First phase completion certificate will only be issued to an Inductee Teacher who successfully completes all the eight modules.

- (a) Certificate shall have the name, photograph of successful Inductee Teacher, names of all eight modules and a security code with relevant details. No certificates will be issued to the unsuccessful candidates. The e-certificates issued shall be e-verifiable at [www.nittt.ac.in](http://www.nittt.ac.in).
- (b) Final certificate pertaining to the completion of first phase of training will be issued only through [www.nittt.ac.in](http://www.nittt.ac.in).

## CHAPTER 3

### NITTT Exam –March 2025

National Testing Agency (NTA) has been entrusted with the responsibility for conducting the above exam.

#### Schedule of activities:

Online registration at <a href="http://www.nittt.ac.in">www.nittt.ac.in</a>	24.02.2025 to 06.03.2025
Sessions	Exam will be held in two sessions on each of the days of the exam
Timings	Morning: 10.00 am to 01.00 pm Afternoon: 2.30 pm to 05.30 pm
Mode of exam	Internet based, remote proctored
Pattern of the test	Objective type Paper Comprising 100 MCQs of one mark each
Language	English
Display of Admit Cards	12.03.2025
Webinar	18.03.2025 (03:00 PM to 04:30 PM)
Mock Test	19.03.2025 (10:00 AM to 06:00 PM)
<b>Exam Date/s</b>	<b>22, 23, 29 and 30 March 2025</b>
Declaration of results	Will be announced on NTA website

#### Paper wise Schedule:

Module No.	Module Name	Date of Exam	SHIFT- 1 (10.00 AM TO 01.00 PM)
			SHIFT- 2 (2:30 PM TO 5:30 PM)
1	Orientation Towards Technical Education and Curriculum Aspects	22 <sup>nd</sup> March 2025 (Saturday)	SHIFT 1
2	Professional Ethics and Sustainability		SHIFT 2
3	Communication Skills, Modes, and Knowledge Dissemination	23 <sup>rd</sup> March 2025 (Sunday)	SHIFT 1
4	Instructional Planning and Delivery		SHIFT 2
5	Technology Enabled Learning and Life-long Self-learning	29 <sup>th</sup> March 2025 (Saturday)	SHIFT 1
6	Student Assessment and Evaluation		SHIFT 2
7	Creative Problem Solving, Innovation and Meaningful Research and Development	30 <sup>th</sup> March 2025 (Sunday)	SHIFT 1
8	Institutional Management and Administrative Procedures		SHIFT 2



## CHAPTER 4

### Eligibility requirements

The learner who has enrolled to study in any of the eight modules in the Online-Degree SWAYAM Platform and scored minimum of 50% in Internal Assessment (i.e, 15 Marks out of 30 Marks) is eligible for appearing for the OBT - RP examination of that particular module. Inductee teacher will be allowed to register for final proctored examination, only if he/she score 50% in the continuous assignment (assessment) score.

#### Provisions relating to Persons with Disability (PwD):

As per Section 2(t) of the RPwD Act, “**Persons with Disability (PwD)**” means a person with long term physical, mental, intellectual, or sensory impairment which, in interaction with barriers, hinders his full and effective participation in society equally with others.

According to Section 2(r) of the RPwD Act, 2016, “**persons with benchmark disabilities**” means a person with not less than forty percent (40%) of a specified disability where specified disability has not been defined in measurable terms and includes a person with disability where specified disability has been defined in measurable terms, as certified by the certifying authority.

The “**specified disabilities**”, which are included in the Schedule of the RPwD Act, are as follows:

S. No.	Category	Type of Disability	Specified Disability
1.	Physical Disability	Locomotor Disability	a. Leprosy cured person, b. cerebral palsy, c. dwarfism, d. muscular dystrophy, e. acid attack victims.
		Visual Impairment	a. blindness, b. low vision
		Hearing Impairment	a. deaf, b. hard of hearing
		Speech & Language Disability	Permanent disability arising out of conditions such as laryngectomy or aphasia affecting one or more components of speech and language due to organic or neurological causes.
2.	Intellectual Disability		a. specific learning disabilities/perceptual disabilities: Dyslexia, Dysgraphia, Dyscalculia, Dyspraxia & Developmental Aphasia) b. autism spectrum disorder
3.	Mental Behaviour		a. mental illness
4.	Disability caused due to	i. Chronic Neurological Conditions	a. multiple sclerosis b. Parkinson’s disease
		ii. Blood disorder	a. Haemophilia, b. Thalassemia, c. Sickle cell disease
5.	Multiple Disabilities		More than one of the above specified disabilities including deaf blindness

## Facilities for PwD candidates to appear in the exam

As per the guidelines issued by the Department of Empowerment of Persons with Disabilities (Divyangjan) under Ministry of Social Justice & Empowerment issued from time to time on the subject: “Written Examination for Persons with Benchmark Disabilities”, A candidate with one of the benchmark disabilities [as defined in Section 2(r) of RPwD Act, 2016], holding a Disability Certificate in the format prescribed in **Annexure-I**, is entitled to the following facilities:

- a. *The facility of Scribe*, in case he/she has a physical limitation, and a scribe is essential to write the Examination on his/her behalf, being so certified in the aforesaid format by a CMO/Civil Surgeon/ Medical Superintendent of a Govt. Health Care Institution. A candidate who uses his own scribe is required give an undertaking in the format given at **Annexure-II**.
- b. *Compensatory time* of **one hour** for Examination of **three hours** duration, whether such candidate uses the facility of Scribe or not.

### Services of a Scribe:

As per the office memorandum of the Ministry of Social Justice and Empowerment (Reference: F.No. 34-02/2015-DD-III dated August 29, 2018), the PwD candidates who are visually impaired OR dyslexic (severe) OR have a disability in the upper limbs OR have lost fingers/hands thereby preventing them from properly operating the Computer Based Test platform may avail the services of a scribe (amanuensis).

The scribe will help the Candidate in reading the questions and/or keying in the answers as per the directions of the Candidate.

A scribe will **NEITHER** explain the questions **NOR** suggest any solutions. PwD candidates who desire to avail the services of a scribe need to opt for this during the online registration of NITTT **March 2025** Test.

**A PwD candidate eligible for a scribe is permitted to bring his own scribe. The scribe should fulfill the eligibility requirements prescribed.**

If it is found at any stage that a candidate has availed the services of a scribe and/or availed the compensatory time, but does not possess the extent of disability that warrants the use of a scribe and/or grant of compensatory time, the candidate will be excluded from the process of evaluation.

## CHAPTER 6

### How to apply for NITTT Exam March 2025

- a) The Inductee Teacher will have to mandatorily register in the web portal ([www.nittt.ac.in](http://www.nittt.ac.in)). On successful registration, a unique ID will be generated and same shall be used for the certification process.
- b) The examination registration will be open for the specific duration.
- c) Participants who have not registered, absent and not successful in the earlier proctored exam are also allowed to register for the exam with different guidelines.
- d) Step-by-step procedure for NITTT Examination registration can be accessed at [www.nittt.ac.in](http://www.nittt.ac.in) in the document tab. Participant can download the Registration Manual to proceed for the registration.
- e) A candidate can apply for more than one course if he is eligible to appear in them.

## CHAPTER 7

### ADMIT CARD

The Admit Card is issued provisionally to the candidates, subject to their satisfying the eligibility conditions.

The candidate has to download the Admit Card from the NTA website <https://nittt.nta.ac.in> and appear for the Examination at the given Date, timing and discipline as indicated in their Admit Card.

No candidate will be allowed to appear in the Test, on the Date and timing other than that allotted to him/her in his/her Admit Card.

In case a candidate is unable to download Admit Card from the website, he/she may approach the NTA Help Line between 10:00 am and 5:00 pm or write to NTA at [nittt@nta.ac.in](mailto:nittt@nta.ac.in)

**The candidates are advised to read the instructions given in the Admit Card carefully and follow them during the conduct of the examination.**

In case of any discrepancy in the particulars of the candidate or his/her photograph and signatures shown in the Admit Card and Confirmation Page, the candidate may immediately **approach the Help Line between 10:00 am and 5:00 pm. In such cases, candidates would appear in the Examination with the already downloaded Admit Card. However, NTA will take necessary action to make correction in the record later.**

**Note:**

- a. Candidate may please note that Admit Cards will not be sent by post.
- b. Candidate must not mutilate the Admit Card or change any entry made therein.
- c. Candidates are advised to preserve their Admit Cards in good condition for future reference.
- d. No Admit Card shall be issued to the candidates whose Applications are found to be incomplete for any reasons (including indistinct/ doubtful photographs/unsigned Applications) or who do not fulfill the eligibility criteria for the examination.
- e. Issue of Admit Cards, however, shall not necessarily mean acceptance of eligibility which shall be further scrutinized at subsequent stages of certification process.

## CHAPTER 8

### Conduct of the exam

Exam will be held in the online (internet based) mode on PCs or laptops only. Candidates are required to make their own arrangements for PCs/laptops for appearing in the exam.

**Candidates are not required to visit any exam center for appearing in the exam. They can appear in the exam from their respective location(s).**

**The exam will be remote proctored. Candidates are advised to note that they will be under invigilation by Human Proctors during the exam, who will monitor their movements, their exam room environment including those on their screen.**

At any point of time during the exam, if the Proctor finds any suspicious eye movements or any suspicious activities in the exam environment, candidate can be asked by the Proctor through Chat, to turn the Laptop/Webcam to show his/her surroundings to maintain the sanctity of the examination. Warning on Chat shall appear on the candidate's console on suspicious behavior.

If the candidate does not follow the instructions even after repeated warnings from the Proctor, the exam can be terminated by the Proctor. Candidates are to keep a check on the chat window for any communication from the Proctor.

They should sit in a place where they would be able to appear in the exam peacefully without any interruption during the duration of the exam. Candidates are required to appear in the exam on PCs or laptops only. They will not be able to appear in the exam on mobile phones.

Candidates have to ensure that their laptops are fully charged and have stable internet connectivity, during the duration of the exam. The PCs/laptops should be camera and mike enabled.

**Candidates are required to log in atleast 30 minutes before the commencement of the exam. This log in time will also be indicated in the Admit Card. No candidate shall be permitted to report for the exam after the log in time, specified in the Admit Card.**

**Candidates will be permitted to submit and leave the exam, any time after 60 minutes from the commencement of the exam.**

No candidate will be allowed to appear in the exam without Admit Card and valid ID proof.

They will be required to show their Admit Card and ID proof before the camera, when asked to do so, to establish their identity.

Candidates will be permitted to keep only the following items with them during the exam: Admit

- Card
- Original valid ID proof
- Drinking water in a transparent water bottle

Candidates are not allowed to keep any sheets of papers for noting down anything.

Candidate must keep with himself/herself any one of the original and valid Photo Identification Proof issued by the Government – PAN card/ Passport/ Aadhaar Card (With photograph)/ E-Aadhaar/ Ration Card/ Aadhaar Enrolment No. with Photo, Voter ID & Driving License.

All other ID/Photocopies of IDs even if attested/scanned photo of IDs in mobile phone will NOT be considered as valid ID Proof.

Candidates are advised to be in touch with the NTA website, i.e. [www.nta.ac.in](http://www.nta.ac.in), or <https://nittt.nta.ac.in> for any updates regarding the exam. Candidates should also check their mailbox at the registered E-mail address and SMS in their registered Mobile No. for latest updates and information regarding the exam.

If at any stage, it is found that the candidate has submitted multiple applications, his/her candidature will be cancelled.

For general queries regarding Admit Cards candidates can write to NTA at [nittt@nta.ac.in](mailto:nittt@nta.ac.in) or call the NTA Helpline number 011-4075 9000, 011-6922 7700.

### **Webinar:**

A webinar will be held on 18.03.2025 from 03.00 PM to 04.30 PM to explain to the candidates the process of appearing in an internet-based test. Candidates must attend this webinar to ensure that they understand the process and do not face any technical difficulties on the day of the exam in appearing in the exam. The link for attending the webinar is in the admit card.

### **Webinar Link for Attendees**

The link will also be provided in the Admit Card. Candidates are advised to copy paste the link on the browser for joining the webinar.

### **MOCK TEST**

Candidates must appear in a Mock Test on 19.03.2025. The window for taking the mock test will be open from 10.00 am to 06.00 pm on the said date. Candidate can appear in the mock test anytime during the specified time on 19.03.2025. They can appear in the mock test upto 5 times.

The credentials for joining the mock test will be provided in the Admit Card.

Mock test is meant to familiarize the candidates with the procedure for taking the exam online so that they do not face any problem on the exam day. It may be clearly understood that mock test is only for practice/familiarizing the candidates with the procedure for taking the online exam and is not the actual exam for assessment.

### **Hardware and software specifications for appearing in the exam are as follows:**

1	How do I install SEB/WEB?	You will be able to install the SEB from the website from 18.03.2025 onwards.
2	What to do if I am facing issues in installing the SEB/WEB?	For any technical problems that may arise before or during the mock test or the actual exam, candidates can contact the helpline numbers <b>7259365983</b> and <b>7259365261</b> as per timings given below:

		Exam day from 9:00 AM to 6:00 PM only. Mock test day from 9:00 AM to 6:00 PM only.
3	What to do if my screen has turned black/blue after installing SEB?	Please restart the system and uninstall the SEB. Re-download the SEB again and install fresh.
4	What to do if my system does not support SEB?	The minimum technical requirements must be met as mentioned in the Admit Card for the SEB to function smoothly.
5	What to do if I am getting problems in SEB because of Apps running in the background?	Once you launch the SEB, it will terminate all the background applications and the system will run only the test engine during the test hours. However, Applications like Any Desk, Team Viewer, Ammy Admin and any other Remote Desktop Application Need to Uninstall and Re-Launch the SEB Application
6	How do I uninstall Antivirus?	Need not uninstall the anti-virus. You can simply disable it before starting the test.
7	How do I disable Firewall?	Not required. SEB will automatically adjust the required settings.
8	Am I supposed to take the main exam on the same system on which I took the Mock Examination?	Yes

For any technical problems that may arise before or during the mock test or the actual exam, candidates can contact at as per timings given below:

Helpline numbers **7259365983 and 7259365261**

Exam day from 9:00 AM to 6:00 PM only. Mock test day from 9:00 AM to 6:00 PM only.

### Specific Do's and Don'ts:

- a. Do not move from your seats, during the exam. You cannot take bio breaks during the duration of the exam.
- b. You should sit facing the screen throughout the exam and should not look sideways or down.
- c. You are not allowed to keep mobile phones, digital watches, or any other electronic devices with you during the exam.
- d. You are not permitted to wear sunglasses/headphones.
- e. You should take the exam, seated in a room where there is sufficient light. You must ensure you are the only person in the room during the exam and there is no disturbance. Do not entertain any other person in the room
- f. Do not contact/talk to anyone or take the assistance from anyone during the exam.
- g. Do not keep any text or bits of paper or any material/notes/rough paper with you during the exam.
- h. Do not access any other site/screen on your laptop/Personal computers during the exam.
- i. Do not try to log in from multiple devices.
- j. Do not google or search from any other source.
- k. Do not lip-sync or read the questions aloud.
- l. Do not cover your face with hair/mask/clothing or anything else
- m. Do not have any background noise/voices/music/TV.
- n. You are not allowed to have food/beverage during the exam except water.

Violation of any of the instructions mentioned above will be treated as Unfair Means and may result in disqualification/cancellation of the candidature. Candidates are required to strictly adhere to the instructions, rules and regulations.

No candidate should adopt any unfair means or indulge in any unfair practice.

Candidates are advised to go through the Frequently Asked Questions and the Candidates Manual hosted on <https://nittt.nta.ac.in> and be guided accordingly.



## CHAPTER 9

### Unfair Means Practices

#### Definition

**Unfair Means Practice is an activity that allows a candidate to gain an unfair advantage over other candidates. It includes, but is not limited to:**

- Being in possession of any item or article which has been prohibited or can be used for Unfair Practices including any stationery item, communication device, accessories, eatable items, ornaments or any other material or information relevant or not relevant to the Examination in the paper concerned;
- Using someone to write Examination (impersonation) or preparing material for copying;
- Breaching Examination rules or any direction issued by NTA in connection with NITTT Examination March 2025; Assisting other candidate to engage in malpractices, giving or receiving assistance directly or indirectly of any kind or attempting to do so;
- Using or attempting to use any undesirable method or means in connection with the examination;
- Manipulation and fabrication of online documents viz. Admit Card, Rank Letter, Self-Declaration, etc.;
- Use or attempted use of any electronic device during Examination;
- Affixing/uploading of wrong/morphed photographs/signatures on the Application Form/Admit Card/proforma;
- Violation of any of the instructions contained in Chapter 8
- In case it is found at any time in future that the Candidate has used / uploaded the photograph and signature of someone else in his/ her Application Form / Admit Card or he/she has tampered his/her Admit Card / result, these acts of the candidate shall be treated as Unfair Means (UFM) Practices on his/her part and he/she shall be proceeded with the actions as contemplated under the provisions of the Information Bulletin relating to Unfair Means Practices.
- Candidates are NOT allowed to keep with themselves Instruments, Geometry or Pencil box, Handbag, Purse, any kind of Paper/ Stationery/ Textual material (printed or written material), Eatables (loose or packed), Mobile Phone/ Earphone/ Microphone/ Pager, Calculator, DocuPen, Slide Rules, Log Tables, Camera, Tape Recorder, Electronic Watches with facilities of calculator, any metallic item or electronic gadgets/ devices in the Examination Hall/Room.
- Smoking, chewing gutka, spitting etc. during examination is strictly prohibited  
If any candidate is in possession of any of the above items, his/ her candidature will be treated as unfair means and lead to cancellation of the current Examination & also debar the candidate for future examination(s).
- If it is found at any stage that a PwD candidate has availed the services of a scribe and/or availed the compensatory time, but does not possess the extent of disability that warrants the use of a scribe and/or grant of compensatory time, the candidate will be excluded from the process of evaluation.  
Any other malpractices declared as Unfair Means by the NTA.

**Disclaimer- The decision of NTA shall be final and binding for declaration of any person / candidate guilty of foregoing or such offence as shall be classified as Unfair Means Case (UMC).**

## CHAPTER 10

### Post exam activities

#### **Evaluation Criteria**

Each question carries one mark. Total marks are 100.

There is no negative marking for a wrong response.

In case there are multiple correct options, all those candidates who have marked any of the correct answers will be awarded marks.

In case a Question is dropped because the question is wrong or none of the options is correct, or due to some other technical error, full marks will be given to all those who appeared in the exam.

#### **Passing requirements:**

A candidate will be declared to have passed the written test conducted by NTA if he/she secures a minimum of 50 % of the total marks of the test.

#### **Result Declaration:**

The Score Card of the written test conducted by NTA (without internal assessment marks) will be hosted by NTA on <https://nittt.nta.ac.in>

Final results including the internal marks will be declared by NITTT and hosted on its portal.

There is no provision for rechecking/re-evaluation/re-totaling of the result/score and no query in this regard will be entertained.

Results of those who are found to have adopted UFM shall not be declared.

**The final certificate will be issued by NITTTR.**

# CHAPTER 11

## Miscellaneous

### Legal Jurisdiction

All disputes pertaining to the conduct of NITTT March 2025 Examination including Results shall fall within the **jurisdiction of Delhi/New Delhi** only. Further, any legal question arising out of the Examination shall be entertained only when raised within 30 days from the declaration of result.

The Director (Administration) of the NTA shall be the official by whose designation the NTA may sue or be sued

### Weeding Out Rules

The records of NITTT Exam –March 2025 would be preserved upto 90 days from the date of declaration of result.

### Usage of data and information:

NTA/Government of India can use the data provided by the End Users (test taker in this case) for internal purpose(s) including training, research and development, analysis and other permissible purpose(s). However, this information is not for use by any third party or private agency for any other use.

### Contact details:

#### NITTTTR (Co-Ordinator for the course)

Email ID: [nittt@nitttrc.ac.in](mailto:nittt@nitttrc.ac.in) / [nittt@nitttrc.edu.in](mailto:nittt@nitttrc.edu.in)

Phone Numbers: +91- 44 -22545456 / +91-44-22545455

#### NTA Help Desk:

E mail ID: [nittt@nta.ac.in](mailto:nittt@nta.ac.in)

Phone Numbers: 011-4075 9000, 011 -69227700

#### Technical Help Desk:

For any technical problems that may arise before or during the mock test or the actual exam, candidates can contact the Technical Help Desk at **7259365983 and 7259365261** as per timings given below:

Exam day from 9:00 AM to 6:00 PM only. Mock test day from 9:00 AM to 6:00 PM only.

**ANNEXURE -I****Certificate regarding physical limitation to write in an examination**

Certificate No. \_\_\_\_\_

Dated \_\_\_\_\_

This is to certify that Mr./Ms. \_\_\_\_\_

Aged \_\_\_\_\_ Years, Son/Daughter of Mr./Mrs. \_\_\_\_\_

R/o  
\_\_\_\_\_Affix  
Passport size  
Photograph  
of the  
candidate  
(same as  
uploaded on  
the Online

\_\_\_\_\_,  
 With NITTT Exam March 2025 Application No. \_\_\_\_\_ and NITTT Exam March  
 2025 Roll No. \_\_\_\_\_, has the following Disability (name of the  
 Specified Disability) \_\_\_\_\_ in (percentage) of  
 \_\_\_\_\_ (in words) \_\_\_\_\_ (in Figures).

- Please tick on the “Specified Disability”

(Assessment may be done on the basis of Gazette of India. Extraordinary, Part-II, Section 3 Sub-section (ii), Ministry of Social Justice and Empowerment)

S. No.	Category	Type of Disability	Specified Disability
1.	Physical Disability	Locomotor Disability	a. Leprosy cured person, b. cerebral palsy, c. dwarfism, d. muscular dystrophy, e. acid attack victims.
		Visual Impairment	a. blindness, b. low vision
		Hearing Impairment	a. deaf, b. hard of hearing
		Speech & Language Disability	Permanent disability arising out of conditions such as laryngectomy or aphasia affecting one or more components of speech and language due to organic or neurological causes.
2.	Intellectual Disability		a. specific learning disabilities/perceptual disabilities: Dyslexia, Dysgraphia, Dyscalculia, Dyspraxia & Developmental Aphasia) b. autism spectrum disorder
3.	Mental Behaviour		a. mental illness
4.	Disability caused due to	i. Chronic Neurological Conditions	a. multiple sclerosis b. Parkinson’s disease
		ii. Blood disorder	a. Haemophilia, b. Thalassemia, c. Sickle cell disease
5.	Multiple Disabilities		More than one of the above specified disabilities including deaf blindness

This is to further certify that he/she has physical limitation which hampers his/her writing capabilities to write the Examination owing to his/her disability.

Signature

Name: \_\_\_\_\_

Chief Medical Officer/ Civil Surgeon/ Medical Superintendent  
 Government Health Care Institution with Seal

**Letter of Undertaking for Using Own Scribe**

I \_\_\_\_\_, a candidate with \_\_\_\_\_ (name of the disability) appearing for the \_\_\_\_\_ (name of the examination) bearing Roll No. \_\_\_\_\_ at \_\_\_\_\_ (name of the centre) in the District \_\_\_\_\_, \_\_\_\_\_ (name of the State). My qualification is \_\_\_\_\_.

I do hereby state that \_\_\_\_\_ (name of the scribe) will provide the service of scribe/reader/lab assistant for the undersigned for taking the aforesaid examination.


I do hereby undertake that his qualification is \_\_\_\_\_.

I further certify that the scribe whose photograph and particulars are mentioned below, is not COVID-19 + and a certificate to this effect from Competent Authority is enclosed to this letter.

(Signature of the candidate with Disability)

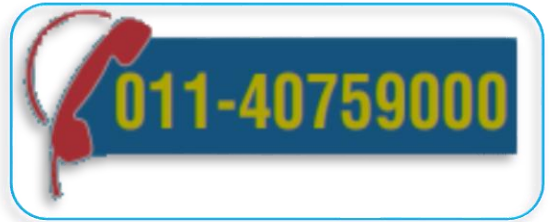
Place:

Date:



(Self- Attested Photograph)

Name of Scribe	ID of the Scribe	ID Number



# National Testing Agency

(An autonomous organization under the Department of  
Higher Education, Ministry of Education, Government of India)

---

Help Line: For Technical support, contact following during  
Working days between 10.00 a.m. and 5.00 p.m.

---

Website -: [www.nta.ac.in](http://www.nta.ac.in), [https:// nittt.nta.ac.in](https://nittt.nta.ac.in)  
Email: [nittt@nta.ac.in](mailto:nittt@nta.ac.in)